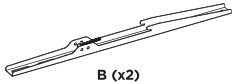



A (x1)



B (x2)



M-A (x4)
M6x30



M-B (x4)
M8x30



M-C (x4)
D8



M-D (x4)
Ø15xØ8x15



W-A (x6)
ST6.3x55



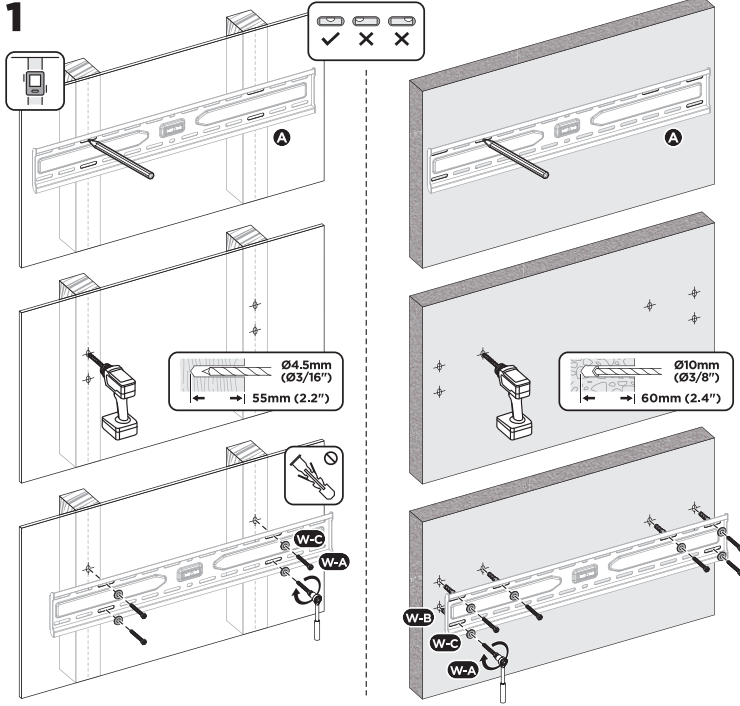
W-B (x6)
Ø10x45



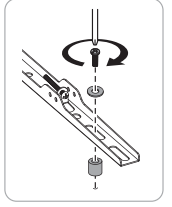
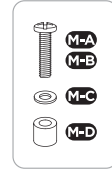
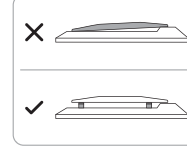
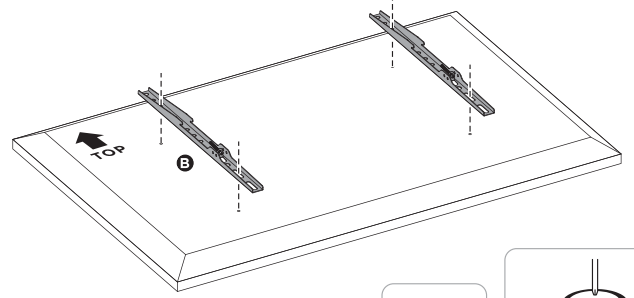
W-C (x6)
D6



1



2



3

