

**stumpfl**<sup>®</sup>  
PRODUCT GUIDE

monoblox **32**<sup>®</sup>

monoblox **64**<sup>®</sup>


vario **32**<sup>tm</sup>

vario **64**<sup>tm</sup>

fullwhite **tm**

curve **tm**

pipe&drape **tm**



Monoblox continues to impress around the world with our innovative one-touch locking frame system. The Monoblox system is excellent for any application which requires the frame to be set-up as easily and quickly as possible. Therefore, Monoblox is the ideal frame system for the rental industry. The Monoblox system has been optimized with compact portability utilizing our standard hard case. We have developed two sizes made of hardened, aluminium alloy - Monoblox 32 and Monoblox 64.



## monoblox 32<sup>®</sup>

### Single-piece folding frame

Standard size 1.25" x 1.25" (32 x 32mm)

System 32 is our most popular frame style. This system is suitable for sizes up to 13'.



## monoblox 64<sup>®</sup>

### Folding frame with modular vertical segments

Standard size 2.50" x 1.25" (64 x 32mm)

This truss-style frame system has been optimized for ease of transport and setup. We recommend Monoblox 64 for sizes 6'9" x 12' (206 x 366cm) to 18' x 24' (549 x 732cm).



#### Kit Contains:

- Single-piece aluminium frame with locking joints
- Projection surface with 4" black border and snap fasteners
- 1 pair of standard T-legs
- Wing screws in yellow bag
- Soft case for projection surface
- Hard gray case



#### Kit Contains:

- Aluminium frame with locking joints (2 horizontal & 2 vertical segments)
- Projection surface with 4" black border and snap fasteners
- 1 pair of standard AT64-legs
- Wing screws in yellow bag
- Soft case for projection surface
- Hard gray case


## FEATURES AND ASSEMBLY



Our innovative, one-touch locking control improves function and durability using hardened steel parts.



Precision engineering provides for easy and effective operation, time after time.



Locking corner braces ensure the highest frame stability.



The compact design provides easy, low-cost, shipping and handling.



When the frame is opened, the joints will immediately and automatically lock into place.



Locking the corner braces in place will maximize screen stability.







The projection surface is then easily attached to the frame with snaps.



The legs are attached to the rear of frame using the wing screws provided.



				Part Number FRONT Projection Kit	Part Number REAR Projection Kit	Part Number FRONT Projection Surface	Part Number REAR Projection Surface
--	---	---	---	--	---------------------------------------	--	---





### VIDEO FORMAT 4:3 (TAR - True Aspect Ratio)

4.5' x 6'	5'2" x 6'9"	137 x 183	157 x 203	BXS-AV203/R10	BXS-RV203/R10	BXF-AV203157A1	BXF-RV203157A1
6' x 8'	6'8" x 8'8"	183 x 244	203 x 264	BXS-AV264/R10	BXS-RV264/R10	BXF-AV264203A1	BXF-RV264203A1
6'11" x 9'2"	7'7" x 9'10"	210 x 280	230 x 300	BXS-AV300/R10	BXS-RV300/R10	BXF-AV300230A1	BXF-RV300230A1
7'6" x 10'	8'2" x 10'8"	229 x 305	249 x 325	BXS-AV325/R10	BXS-RV325/R10	BXF-AV325249A1	BXF-RV325249B1
8' x 10'8"	8'8" x 11'4"	244 x 325	264 x 345	BXS-AV345/R10	BXS-RV345/R10	BXF-AV345264A1	BXF-RV345264B1
9' x 12'8"	9'8" x 12'8"	274 x 366	294 x 386	BXS-AV386/R10	BXS-RV386/R10	BXF-AV386294A1	BXF-RV386294B1
9'6" x 12'8"	10'2" x 13'4"	290 x 386	310 x 406	BXS-AV406/R10	BXS-RV406/R10	BXF-AV406310A1	BXF-RV406310B1
10'6" x 14'	11'2" x 14'8"	320 x 427	340 x 447	BXS-AV447/R10	BXS-RV447/R10	BXF-AV447340A1	BXF-RV447340A1
12' x 16'	12'8" x 16'8"	366 x 488	386 x 508	BXS-AV508/R10	BXS-RV508/R10	BXF-AV508386A1	BXF-RV508386A1

### HDTV FORMAT 16:9 (TAR - True Aspect Ratio)

4' x 7'2"	4'8" x 7'10"	123 x 218	143 x 238	BXS-AC238/R10	BXS-RC238/R10	BXF-AC238143A1	BXF-RC238143A1
4'11" x 8'9"	5'7" x 9'5"	150 x 266	170 x 286	BXS-AC286/R10	BXS-RC286/R10	BXF-AC286170A1	BXF-RC286170A1
6' x 10'8"	6'8" x 11'4"	183 x 325	203 x 345	BXS-AC345/R10	BXS-RC345/R10	BXF-AC345203A1	BXF-RC345203A1
6'11" x 12'2"	7'7" x 12'10"	210 x 372	230 x 392	BXS-AC392/R10	BXS-RC392/R10	BXF-AC392230A1	BXF-RC392230A1
7'6" x 13'3"	8'2" x 13'11"	229 x 405	249 x 425	BXS-AC425/R10	BXS-RC425/R10	BXF-AC425249A1	BXF-RC425249B1
7'11" x 14'	8'6" x 14'8"	240 x 427	260 x 447	BXS-AC447/R10	BXS-RC447/R10	BXF-AC447260A1	BXF-RC447260B1
9' x 16'	9'8" x 16'8"	274 x 488	294 x 508	BXS-AC508/R10	BXS-RC508/R10	BXF-AC508294A1	BXF-RC508294B1



				Part Number FRONT Projection Kit	Part Number REAR Projection Kit	Part Number FRONT Projection Surface	Part Number REAR Projection Surface
--	---	---	---	--	---------------------------------------	--	---

### VIDEO FORMAT 4:3 (TAR - True Aspect Ratio)

9' x 12'	9'8" x 12'8"	274 x 366	294 x 386	BXV-AV386/R10	BXV-RV386/R10	BXF-AV386294A1	BXF-RV386294B1
10'6" x 14'	11'2" x 14'8"	320 x 427	340 x 447	BXV-AV447/R10	BXV-RV447/R10	BXF-AV447340A1	BXF-RV447340A1
12' x 16'	12'8" x 16'8"	366 x 488	386 x 508	BXV-AV508/R10	BXV-RV508/R10	BXF-AV508386A1	BXF-RV508386A1
15' x 20'	15'8" x 20'8"	457 x 610	477 x 630	BXV-AV630/R10	BXV-RV630/R10	BXF-AV630477A1	BXF-RV630477A1
18' x 24'	18'8" x 24'8"	549 x 732	569 x 752	BXV-AV752/R10	BXV-RV752/R10	BXF-AV752569A1	BXF-RV752569A1

### HDTV FORMAT 16:9 (TAR - True Aspect Ratio)

6'9" x 12'	7'5" x 12'8"	206 x 366	226 x 386	BXV-AC386/R10	BXV-RC386/R10	BXF-AC386226A1	BXF-RC386226A1
7'11" x 14'	8'7" x 14'8"	240 x 427	260 x 447	BXV-AC447/R10	BXV-RC447/R10	BXF-AC447260A1	BXF-RC447260B1
9' x 16'	9'8" x 16'8"	274 x 488	294 x 508	BXV-AC508/R10	BXV-RC508/R10	BXF-AC508294A1	BXF-RC508294B1
11'3" x 20'	11'11" x 20'8"	343 x 610	363 x 630	BXV-AC630/R10	BXV-RC630/R10	BXF-AC630363A1	BXF-RC630363A1
13'6" x 24'	14'2" x 24'8"	411 x 732	431 x 752	BXV-AC752/R10	BXV-RC752/R10	BXF-AC752431A1	BXF-RC752431A1

Other screen sizes and formats available upon request.

Variety in use and flexibility distinguishes the modular building block frame system Vario - one basic frame can be used for a variety of different screen sizes. You only need the corresponding screen material and the necessary extension parts. Additional central supports allow image widths of more than 25 meters. Stability, weight, and transport volume have been optimized and are in perfect harmony. To ensure optimum packing for each size we have developed two types of profiles made of hardened aluminium alloy - Vario 32 and Vario 64.




Standard size 1.25" x 1.25" (32 x 32mm)  
This profile is used for standard formats up to 14'9" x 11' (450 x 335 cm).




Standard size 2.50" x 1.25" (64 x 32mm)  
Statically optimized, this truss style profile is used as a standard profile for standard formats up to 26'3" x 19'8" (800 x 600 cm).




- Kit Contains:**
- Multi-piece aluminium frame
  - Screen material incl. 5cm wide black reinforcement border & snap fasteners
  - 1 pair of standard T-legs
  - Thumb screws in yellow bag
  - Bag for projection surface in white
  - Transport bag in black



- Kit Contains:**
- Multi-piece aluminium frame
  - Screen material incl. 10cm wide black reinforcement border & snap fasteners
  - 1 pair of AT32/64-legs
  - Fixing clamps
  - Thumb screws in yellow bag
  - Bag for projection surface in white
  - Transport bag in black

## FEATURES AND ASSEMBLY



Easy assembly - no tools required.



Statically optimized frame connectors for Vario 32 and Vario 64.



Shear joints on the inside guarantee highest frame stability.



One frame - various sizes  
Extension set for additional screen format.



The packed frame assures its low transport volume.



Lay out the marked frame elements and connect them.



The elastic screen material is placed on the frame and attached to the frame via snap fasteners. The supplied legs are then fixed to the rear of the frame by means of wing screws.





Widths of 16'5" (500cm) and up are supplied with a center support.  
Widths of 19'8" (600cm) and up are supplied with a center support and middle leg.



Part Number  
FRONT  
Projection Kit

Part Number  
REAR  
Projection Kit

Part Number  
FRONT  
Projection Surface

Part Number  
REAR  
Projection Surface

**VIDEO FORMAT 4:3 (Vario 32)**

6'7" x 4'11"	6'11" x 5'3"	200 x 150	210 x 160	BVS-AV210/R5	BVS-RV210/R5	BVF-AV210/R5	BVF-RV210/R5
7'7" x 5'7"	7'10" x 5'11"	230 x 170	240 x 180	BVS-AV240/R5	BVS-RV240/R5	BVF-AV240/R5	BVF-RV240/R5
8'10" x 6'7"	9'2" x 6'11"	270 x 200	280 x 210	BVS-AV280/R5	BVS-RV280/R5	BVF-AV280/R5	BVF-RV280/R5
10'2" x 7'9"	10'6" x 8'	310 x 235	320 x 245	BVS-AV320/R5	BVS-RV320/R5	BVF-AV320/R5	BVF-RV320/R5
11'6" x 8'6"	11'10" x 8'10"	350 x 260	360 x 270	BVS-AV360/R5	BVS-RV360/R5	BVF-AV360/R5	BVF-RV360/R5
12'10" x 9'6"	13'1" x 9'10"	390 x 290	400 x 300	BVS-AV400/R5	BVS-RV400/R5	BVF-AV400/R5	BVF-RV400/R5
14'5" x 10'8"	14'9" x 11'	440 x 325	450 x 335	BVS-AV450/R5	BVS-RV450/R5	BVF-AV450/R5	BVF-RV450/R5

**HDTV FORMAT 16:9 (TAR - True Aspect Ratio)**

8'10" x 4'11"	9'2" x 5'3"	270 x 150	280 x 160	BVS-AC280/R5	BVS-RC280/R5	BVF-AC280/R5	BVF-RC280/R5
9'10" x 5'7"	10'2" x 5'11"	300 x 170	310 x 180	BVS-AC310/R5	BVS-RC310/R5	BVF-AC310/R5	BVF-RC310/R5
11'8" x 6'7"	12' x 6'11"	355 x 200	365 x 210	BVS-AC365/R5	BVS-RC365/R5	BVF-AC365/R5	BVF-RC365/R5
13'5" x 7'7"	13'9" x 7'10"	410 x 230	420 x 240	BVS-AC420/R5	BVS-RC420/R5	BVF-AC420/R5	BVF-RC420/R5
14'9" x 8'6"	15'1" x 8'10"	450 x 260	460 x 270	BVS-AC460/R5	BVS-RC460/R5	BVF-AC460/R5	BVF-RC460/R5

**SQUARE FORMAT 1:1 (Vario 32)**

6'7" x 6'7"	6'11" x 6'11"	200 x 200	210 x 210	BVS-AQ210/R5	BVS-RQ210/R5	BVF-AQ210/R5	BVF-RQ210/R5
7'10" x 7'10"	8'2" x 8'2"	240 x 240	250 x 250	BVS-AQ250/R5	BVS-RQ250/R5	BVF-AQ250/R5	BVF-RQ250/R5
9'6" x 9'6"	9'10" x 9'10"	290 x 290	300 x 300	BVS-AQ300/R5	BVS-RQ300/R5	BVF-AQ300/R5	BVF-RQ300/R5
11'2" x 11'2"	11'6" x 11'6"	340 x 340	350 x 350	BVS-AQ350/R5	BVS-RQ350/R5	BVF-AQ350/R5	BVF-RQ350/R5
12'10" x 12'10"	13'1" x 13'1"	390 x 390	400 x 400	BVS-AQ400/R5	BVS-RQ400/R5	BVF-AQ400/R5	BVF-RQ400/R5

**SLIDE PROJECTION FORMAT 3:2 (Vario 32)**

7'7" x 4'11"	7'10" x 5'3"	230 x 150	240 x 160	BVS-AD240/R5	BVS-RD240/R5	BVF-AD240/R5	BVF-RD240/R5
9'10" x 6'7"	10'2" x 6'11"	300 x 200	310 x 210	BVS-AD310/R5	BVS-RD310/R5	BVF-AD310/R5	BVF-RD310/R5
11'10" x 7'10"	12'2" x 8'2"	360 x 240	370 x 250	BVS-AD370/R5	BVS-RD370/R5	BVF-AD370/R5	BVF-RD370/R5
14'5" x 9'6"	14'9" x 9'10"	440 x 290	450 x 300	BVS-AD450/R5	BVS-RD450/R5	BVF-AD450/R5	BVF-RD450/R5

**PANORAMA FORMATS 3:1, 2:1 (Vario 32)**

16'1" x 7'10"	16'5" x 8'2"	490 x 240	500 x 250	BVS-AZ500/R5	BVS-RZ500/R5	BVF-AZ500/R5	BVF-RZ500/R5
19'4" x 9'6"	19'8" x 9'10"	590 x 290	600 x 300	BVS-AZ600/R5	BVS-RZ600/R5	BVF-AZ600/R5	BVF-RZ600/R5
19'8" x 6'7"	20' x 6'11"	600 x 200	610 x 210	BVS-AP610/R5	BVS-RP610/R5	BVF-AP610/R5	BVF-RP610/R5
24'3" x 7'10"	24'7" x 8'2"	740 x 240	750 x 250	BVS-AP750/R5	BVS-RP750/R5	BVF-AP750/R5	BVF-RP750/R5
29'2" x 9'6"	29'6" x 9'10"	890 x 290	900 x 300	BVS-AP900/R5	BVS-RP900/R5	BVF-AP900/R5	BVF-RP900/R5



Widths of 23' (700cm) and up are supplied with a center support and middle leg.  
Rear projection image dimensions deviate due to the 4" (10cm) wide black border.



Part Number  
FRONT  
Projection Kit

Part Number  
REAR  
Projection Kit

Part Number  
FRONT  
Projection Surface

Part Number  
REAR  
Projection Surface

**VIDEO FORMAT 4:3 (Vario 64)**

12'10" x 9'6"	13'1" x 9'10"	390 x 290	400 x 300	BVV-AV400/R5	BVV-RV400/R10	BVF-AV400/R5	BVF-RV400/R10
16'1" x 12'2"	16'5" x 12'6"	490 x 370	500 x 380	BVV-AV500/R5	BVV-RV500/R10	BVF-AV500/R5	BVF-RV500/R10
19'4" x 14'6"	19'8" x 14'9"	590 x 440	600 x 450	BVV-AV600/R5	BVV-RV600/R10	BVF-AV600/R5	BVF-RV600/R10
22'8" x 16'9"	23' x 17'1"	690 x 510	700 x 520	BVV-AV700/R5	BVV-RV700/R10	BVF-AV700/R5	BVF-RV700/R10
25'11" x 19'4"	26'3" x 19'8"	790 x 590	800 x 600	BVV-AV800/R5	BVV-RV800/R10	BVF-AV800/R5	BVF-RV800/R10

**HDTV FORMAT 16:9 (TAR - True Aspect Ratio)**

11'8" x 6'7"	12' x 6'11"	355 x 200	365 x 210	BVV-AC365/R5	BVV-RC365/R10	BVF-AC365/R5	BVF-RC365/R10
13'5" x 7'7"	13'9" x 7'10"	410 x 230	420 x 240	BVV-AC420/R5	BVV-RC420/R10	BVF-AC420/R5	BVF-RC420/R10
14'9" x 8'6"	15'1" x 8'10"	450 x 260	460 x 270	BVV-AC460/R5	BVV-RC460/R10	BVF-AC460/R5	BVF-RC460/R10
17'5" x 9'10"	17'9" x 10'2"	530 x 300	540 x 310	BVV-AC540/R5	BVV-RC540/R10	BVF-AC540/R5	BVF-RC540/R10
21' x 8'6"	21'4" x 8'10"	640 x 360	650 x 370	BVV-AC650/R5	BVV-RC650/R10	BVF-AC650/R5	BVF-RC650/R10

**SQUARE FORMAT 1:1 (Vario 64)**

12'10" x 12'10"	13'1" x 13'1"	390 x 390	400 x 400	BVV-AQ400/R5	BVV-RQ400/R10	BVF-AQ400/R5	BVF-RQ400/R10
16'1" x 16'1"	16'5" x 16'5"	490 x 490	500 x 500	BVV-AQ500/R5	BVV-RQ500/R10	BVF-AQ500/R5	BVF-RQ500/R10
19'4" x 19'4"	19'8" x 19'8"	590 x 590	600 x 600	BVV-AQ600/R5	BVV-RQ600/R10	BVF-AQ600/R5	BVF-RQ600/R10

**SLIDE PROJECTION FORMAT 3:2 (Vario 64)**

16'1" x 10'10"	16'5" x 11'2"	490 x 330	500 x 340	BVV-AD500/R5	BVV-RD500/R10	BVF-AD500/R5	BVF-RD500/R10
19'4" x 12'10"	19'8" x 13'1"	590 x 390	600 x 400	BVV-AD600/R5	BVV-RD600/R10	BVF-AD600/R5	BVF-RD600/R10

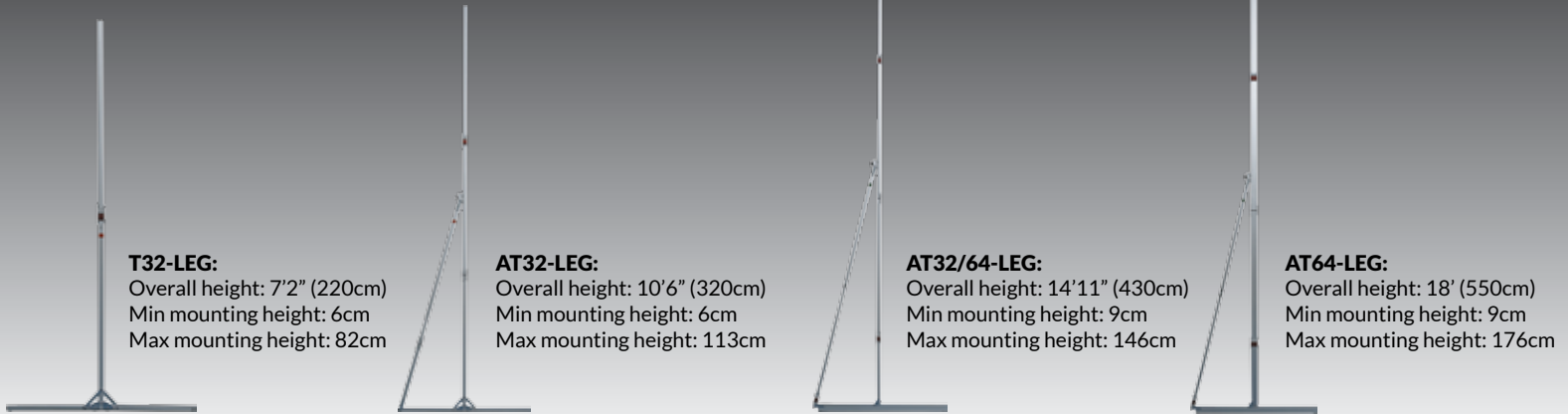
**PANORAMA FORMATS 3:1, 2:1 (Vario 64)**

25'11" x 12'10"	26'3" x 13'1"	790 x 390	800 x 400	BVV-AZ800/R5	BVV-RZ800/R10	BVF-AZ800/R5	BVF-RZ800/R10
39'1" x 12'10"	39'4" x 13'1"	1190 x 390	1200 x 400	BVV-AP1200/R5	BVV-RP1200/R10	BVF-AP1200/R5	BVF-RP1200/R10

Other screen sizes and formats available upon request.

## MULTIPLE LEG SIZES TO CHOOSE FROM:

Depending on your application and requirements, we offer four different folding legs which are compatible with all AV Stumpfl Screen Kits.

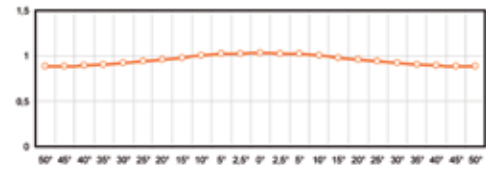


## STANDARD SCREEN MATERIAL:

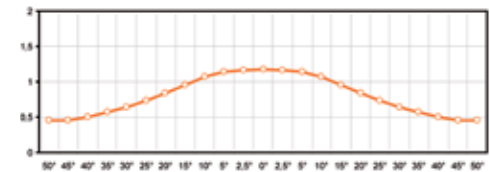
Our screen materials have proven their worth all around the world in professional applications by showing strength, durability, and brilliant image quality.



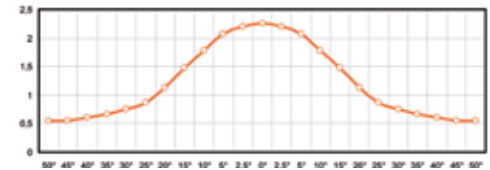
**Front projection screen material: FLEX WHITE CI**  
 100% Light-tight  
 Seamless for lengths of up to 6'10" (210cm)  
 Weight: ~ 295g/m<sup>2</sup>  
 Thickness: ~ 0.22mm  
 Gain Factor: 1.02



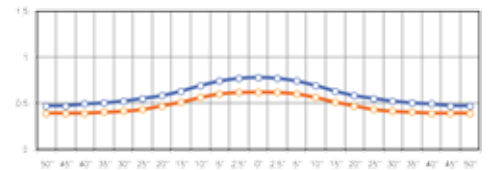
**Rear projection screen material: FLEX REAR CI**  
 Virtually no "hot spot" formation  
 Seamless for lengths of up to 6'10" (210cm)  
 [Optional Seamless Optics™ for lengths exceeding 6'10" (210cm)]  
 Weight: ~ 370g/m<sup>2</sup>  
 Thickness: ~ 0.28mm  
 Gain Factor: 1.18




**Rear projection screen material: FLEX REAR MO**  
 Seamless for lengths of up to 10' (305cm)  
 Weight: ~ 380g/m<sup>2</sup>  
 Thickness: ~ 0.28mm  
 Gain Factor: 2.25



**Dual Vision screen material: FLEX DUAL MO**  
 Seamless for lengths of up to 10' (305cm)  
 Weight: ~ 410g/m<sup>2</sup>  
 Thickness: ~ 0.30mm  
 Gain Factor: Front Projection 0.62/Rear Projection 0.78






**Monoblox 64 Conversion Kit:**

The vertical segments of a Monoblox 64 frame can be changed to alter the height - allowing the user to change the aspect ratio from 4:3 to 16:9.



**Monoblox 32 Skirt Bar:**

The skirt bar is an effective way to convert your 4:3 aspect ratio screen into a 16:9 aspect ratio.



**Drape Kit:**

The drape kit instantly turns your projection screen into a stage. This is a standard option for Monoblox and can be customized for Vario.



**Vario Lock:**

An option for Vario that creates a super-fast locking of the connector in Vario System 64.




**Vario Screw Connection:**

The screw connection is an effective way to secure the plug-in connection in Vario System 32 and Vario System 64.



**Frame Design:**

Monoblox and Vario frame legs are also available anodized in black. This "look" is great for hotels, concert halls, stages, and exhibitions.



**Screen Materials:**

We offer a wide variety of projection materials and border variants.




**Snap fasteners, reinforcement & widths**

There are a variety of snap fasteners, reinforced borders in black and white, and border widths of 5cm, 7.5cm, and 10cm available.



**InviSnap™:**

Our new and patented method of securing the projection surface allows the snap to be attached without visible snap heads. (By request)



**Hanging Bracket:**

Used to fly any screen size in the Monoblox 64 and the Vario 64, the hanging bracket adapter with an eyelet can be attached quickly and easily to any point on the frame.




**Transport Cases:**

Our screen kits come in stackable, sturdy hard cases with wheels.



**Seamless Optics™:**

A) Welded seams are standard for larger screen surfaces and do not cause any problems for projection. B) A special welding procedure allows production of homogeneous display areas with a seamless look.



With its award-winning design, the Full White screen system offers an innovative borderless front projection surface. This unique modular design allows the user to build any screen size in any aspect ratio. The new Full White screen also boasts multiple invisible mounting options for suspension, ground support and permanent installation.



The plug-in frame system (patent pending) is characterized by maximum flexibility and allows nearly every frame size.



A tear-resistant fabric layer, which reinforces the surface corners, guarantees maximum safety and durability. Hook & Loop pictured.



Surface with hooks is pictured.



The clamp connector guarantees a secure and solid connection, like a single-piece system.



The projection surface is tensioned over and fixed on the backside of the frame with hook-and-loop tape or hooks. Hook & Loop pictured.



Surface with hooks is pictured.

The universal fittings can be positioned individually and allow various mounting options. For a perfect projection result, the projection surface is delivered rolled. Please contact us for a quote for your special requirements.



The pivot nut serves as base mounting for the different fittings.



Keyhole plate for wall mounting - vertical position.



Mounting bracket for ceiling suspension.



Individually slideable pivot nut on frame backside.

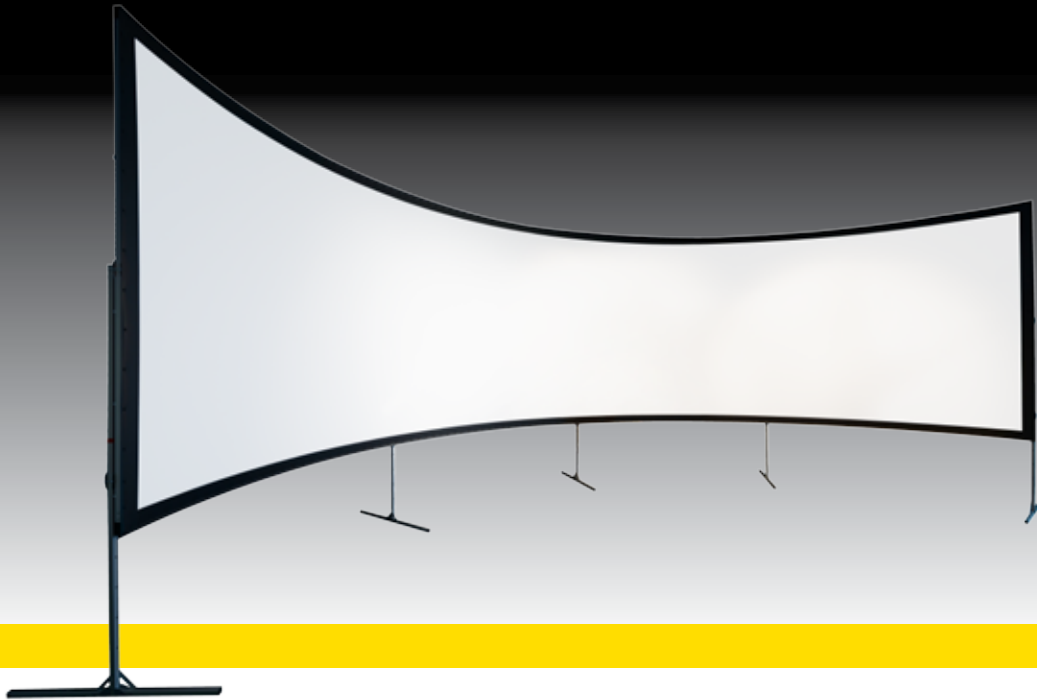


Keyhole plate for wall mounting - horizontal position.



Mounting point with threaded inserts.






## CURVE - the distinctive screen for multiple applications.

Curve is the projection screen system for immersive technology. This modular screen system allows you to create any curve or combination of contiguous curves and flats. Use Curve for simulation, panoramic views, museum installations and countless other applications. Be inspired!



Curve with standard ground support on legs.  
Screen size: Width 36', Height 8'6", Radius 13'9"



Panorama multisplay projection on Curve followed by a contiguous flat image area of 11'6".  
Screen size: Width 46'7", Height 10'6", Radius 23'



Curve shown with optional projector mounts.  
Screen size: Width 19'8", Height 5'11", Radius 22'4"

The Curve projection screen includes System 64 modular frame parts with set screws and fixed pin vertical connectors. Vertical supports are included to minimize horizontal deflection in screen sizes up to 60 feet wide. The surface mounts to the frame using specially designed hooks for the perfect fit every time. Optional legs are available for ground support and load rated hardware is available for suspension. The modular frame design allows for easy "no tool" assembly and packs conveniently in compact cases.

### Specifications:

- Custom radius, minimum 10' wide up to 60' wide
- Height up to 13'
- Optional legs or load rated hardware for suspension
- Multiple front projection materials available


### Sizes:

- Custom made product
- The appropriate radius of your Curve will be determined by several factors.
- Please contact us for your personalized estimate.



## Pipe and Drape Systems

AV Stumpfl provides pipe and drape systems that can be configured in virtually any width and height for use as carry offs, control table surrounds, room dividers or to add width to any screen. AV Stumpfl pipe and drape systems can be assembled within minutes without the use of tools.



### STEEL BASES

Sturdy and inconspicuous, the uprights fit into the flat steel base with mounting stud. The 35lb base also includes a handle slot option.

### TELESCOPIC 2" DRAPERY UPRIGHT

Uprights are adjustable from minimum to maximum height settings with infinite options.

### TELESCOPIC DRAPERY SUPPORTS

Horizontal supports are infinitely adjustable with 3 preset locking stops within each length. Attaches to the upright with a steel hook and slot.

### DRAPERY PANELS

Panels are available in 21oz Black Cotton Velour and 13oz Black IFR Poly Velour with custom colors available in both options. All drapery includes 6" pipe pocket top and hems on three sides.

8" x 14" (6lbs)  
 14" x 16" (12lbs)  
 18" x 18" (17.5lbs)  
 18" x 18" (35 lbs)  
 18" x 18" (35 lbs)  
 with Handle  
 24" x 24" (31lbs)  
 2" x 6" Base Pins

Solid 8'  
 Adjustable 3' - 5'  
 Adjustable 4' - 7'  
 Adjustable 7' - 12'  
 Adjustable 9' - 16'  
 Adjustable 10' - 18'

Adjustable 6' - 10'  
 locks at 6', 8' and 10'  
 Adjustable 7' - 12'  
 locks at 7', 10' and 12'  
 Curve 10'

5' x 4.5' (13oz or 21oz)  
 8' x 4.5' (13oz or 21oz)  
 12' x 4.5' (13oz or 21oz)  
 16' x 4.5' (13oz or 21oz)  
 18' x 4.5' (13oz or 21oz)  
 5' x 13' (13oz or 21oz)  
 8' x 15' (13oz or 21oz)  
 12' x 15' (13oz or 21oz)  
 16' x 15' (13oz or 21oz)  
 18' x 15' (13oz or 21oz)